

# CRH1316 PORTABLE HSI PLANT



Note: Unit shown with optional discharge conveyor, undercrusher vibrating pan feeder, electrical panel and hydraulic leveling jacks.

## STANDARD FEATURES

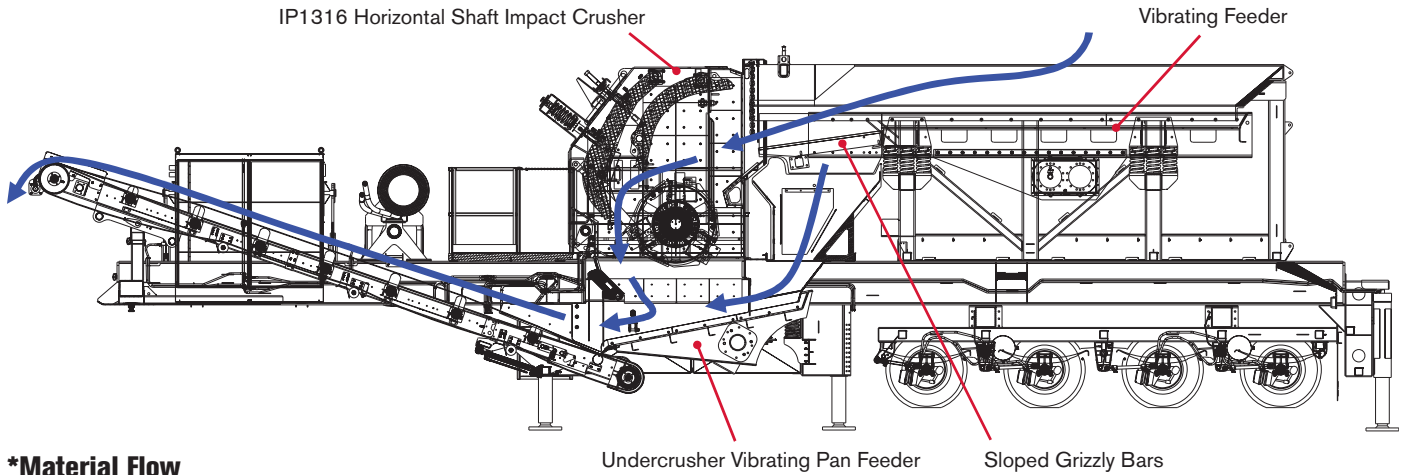
- ▶ IP1316 Horizontal Shaft Impact crusher
  - Single 400 hp (296 kW) crusher motor with easy ratchet adjustment
  - Belt drive maintenance access panels
  - Hydraulically opened frame
  - High strength high inertia rotor with patented center pull wedge system
  - Hydraulic assist apron adjustment
  - Large unobstructed crusher feed and discharge
- ▶ Gas hydraulic power unit for crusher open and curtain adjust
- ▶ Removable feed hopper module with 3/4" (19mm) AR400 sides
- ▶ Vibrating grizzly feeder; 52' x 20' (1321 x 6096 mm); 40 hp (30 kW)
  - Sloped 5' (1524 mm) long bolt-in adjustable grizzly bars
- ▶ Bypass chute diverts grizzly fines to undercrusher pan feeder or reject conveyor
- ▶ Feed chute chain curtain
- ▶ Service platforms with guard rails and access ladder
- ▶ Easy maintenance features including:
  - Ratchet crusher drive belt tensioning
  - Conveniently located grease banks
- ▶ Lockable 4' (102 mm) long side mounted storage box
- ▶ Removable under frame mounted quad axle spring suspension, air brakes, travel lights, and splash guards
- ▶ Adjustable kingpin support legs
- ▶ Emergency stop buttons on both sides of frame
- ▶ Sixteen 295/75 R22.5 tires

## OPTIONAL EQUIPMENT

- ▶ Undercrusher vibrating pan feeder with AR400 liners; 48" x 96" (1219 x 2438 mm); two 5 hp (3.7 kW) motors
- ▶ "Straight-line" discharge conveyor with hydraulic lift for travel and Flexco style belt wiper; 54" (1371 mm); 20 hp (15 kW)
- ▶ Removable electrical switchgear panel with crusher soft start and push-button station
- ▶ Electrical panel hydraulic lift system
- ▶ Power cables and quick disconnects
- ▶ Hydraulic leveling or run-on jacks (power from crusher gas powered hydraulic unit)
- ▶ Hinged hopper extensions with locking supports accessible from the ground, optional hydraulic
- ▶ Self-cleaning magnet on discharge conveyor
- ▶ 3+1 (triple + tag) axles
- ▶ Oversize 315/80 R22.5 tires
- ▶ Dust suppression water spray system

# SPECIFICATIONS

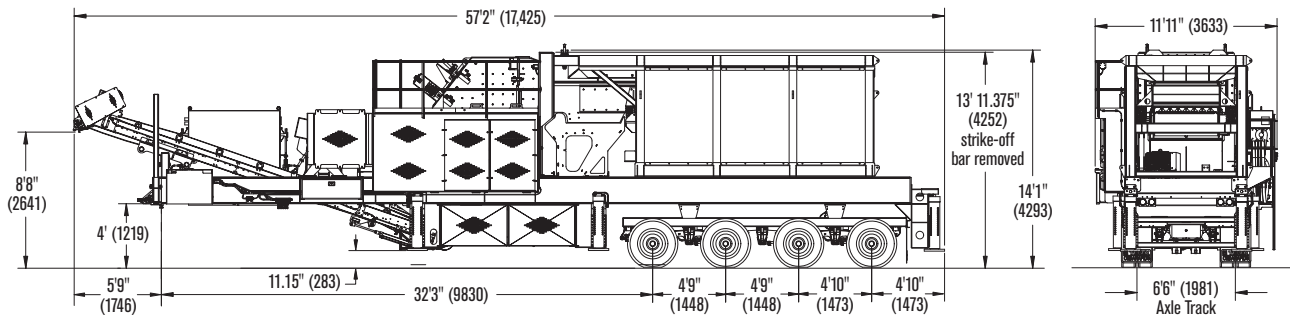
## Terex® Minerals Processing Systems Cedarapids CRH1316 Portable HSI Plant



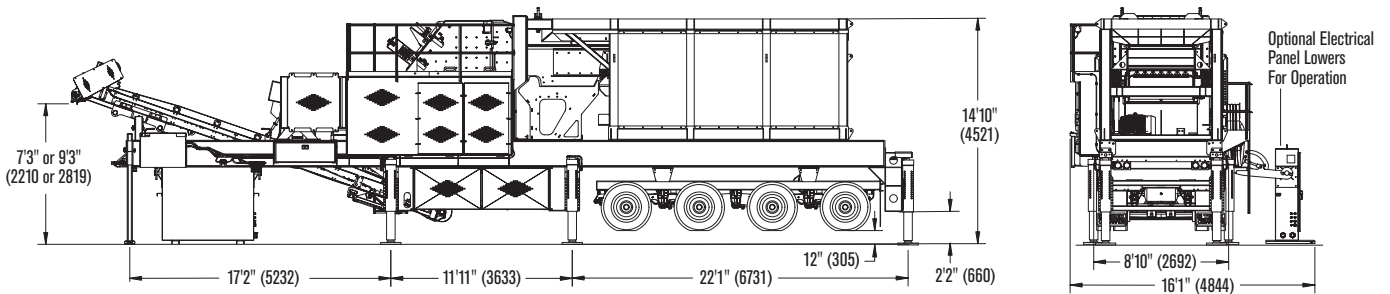
### \*Material Flow

\*Unit shown with optional discharge conveyor, undercrusher vibrating pan feeder, electrical panel and hydraulic run-on jacks.

Weights include the above options. Total Weight: 121,050 lbs (54,910 kg); Kingpin: 43,650 lbs (19,800 kg); Rear Axle: 77,400 lbs (35,110 kg)



### \*Transport



### \*Operational

[www.terexmps.com](http://www.terexmps.com)

Effective Date: January 2013. Product specifications and prices are subject to change without notice or obligation. The photographs and/or drawings in this document are for illustrative purposes only. Refer to the appropriate Operator's Manual for instructions on the proper use of this equipment. Failure to follow the appropriate Operator's Manual when using our equipment or to otherwise act irresponsibly may result in serious injury or death. The only warranty applicable to our equipment is the standard written warranty applicable to the particular product and sale and Terex makes no other warranty, express or implied. Products and services listed may be trademarks, service marks or trade-names of Terex Corporation and/or its subsidiaries in the USA and other countries. All rights are reserved. Terex is a registered trademark of Terex Corporation in the USA and many other countries. © 2013 Terex Corporation.

Terex® Minerals Processing Systems, 909 17th Street NE, Cedar Rapids, IA 52402 USA  
Tel +1 319 363 3511 Fax +1 319 399 4871 [www.terexmps.com](http://www.terexmps.com)

Form 25851 (1/13)



**WORKS FOR YOU.™**