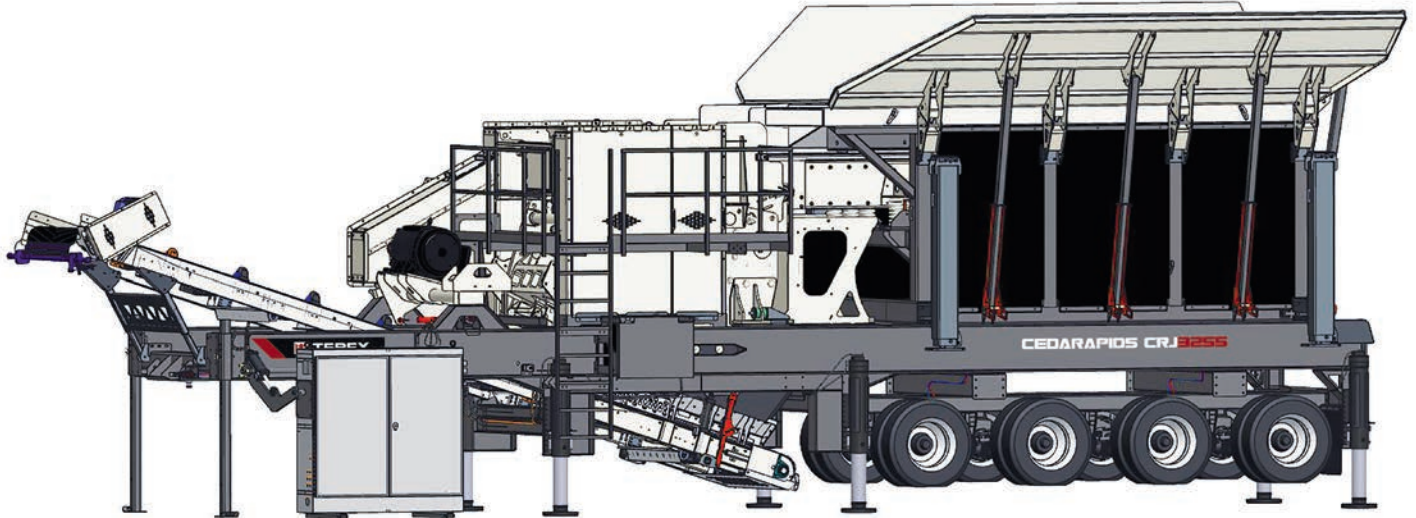


CRJ3255 PORTABLE JAW PRIMARY PLANT



Unit shown with optional electrical switchgear panel, truck dump hopper wings, hydraulic feeder module lift system, and hydraulic run-on jacks.

STANDARD FEATURES

JW55HD Jaw Crusher

- ▶ Hydraulic wedge jaw adjustment
 - Internally mounted hydraulics
- ▶ Hydraulic tension rod
- ▶ Electric/hydraulic adjust unit
- ▶ Quick change jaw die wedge system
 - Side access to stationary die
- ▶ High strength frame
 - Four-piece bolted and dowelled construction
- ▶ Three-piece side cheek plates

5220-15 Vibrating Grizzly Feeder

- ▶ Removable hopper module with 3/4" (19 mm) AR 400 sides
- ▶ Adjustable action vibrator unit with pivot base motor mounting
- ▶ Heavy coil springs with removable spring brackets
- ▶ Six bolt-in grizzly bars with 4" (102 mm) nominal opening
- ▶ Bypass chute diverts grizzly fines to undercrusher conveyor
- ▶ Rubber side curtains

Undercrusher Conveyor

- ▶ Tail section lowers for operation, raises for transport
- ▶ Straight-line conveyor design
- ▶ Adjustable discharge height
- ▶ Shaft mount gear box and TEFC motor
- ▶ Impact bars under jaw and grizzly bypass
- ▶ 3-ply conveyor belt with vulcanized splice

Main Frame with Quad Axle

- ▶ Straight beam chassis with kingpin, under-frame mounted axles, spring suspension, air brakes, travel lights and splash guards
- ▶ Jaw mount vibration isolation pads
- ▶ Emergency stops on both sides of chassis
- ▶ Sixteen 295/75 R22.5 tires
- ▶ Adjustable kingpin support legs
- ▶ Service and observation platforms
- ▶ Remote grease lines
- ▶ Lockable side-mounted storage box

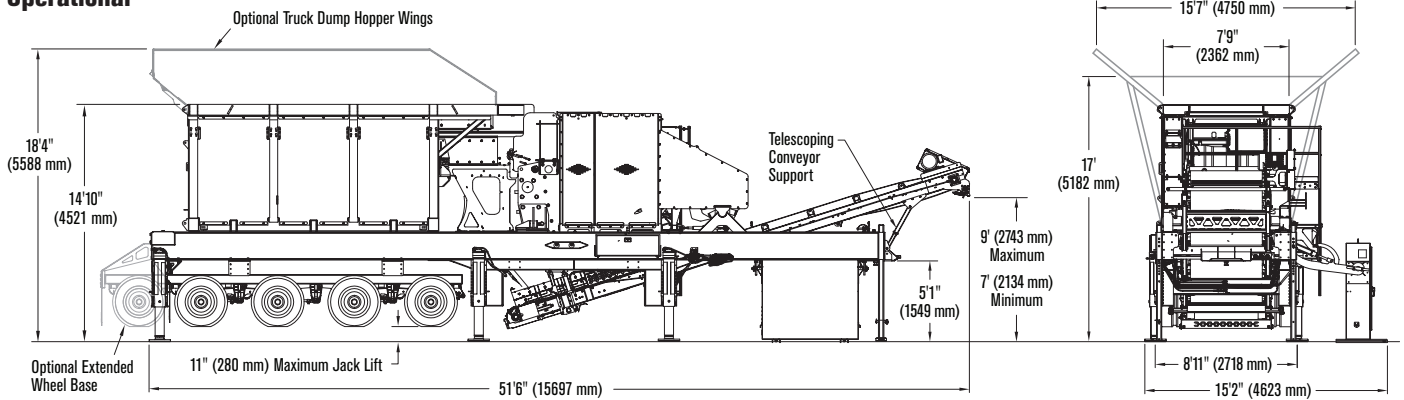
OPTIONAL EQUIPMENT

- ▶ Removable electrical switchgear panel, wiring and operator push-button station, hydraulic panel lift system
- ▶ Tethered or wireless remote feeder control
- ▶ Hydraulic feeder module lift system, no crane required to remove feeder module
- ▶ Hinged, 12'2" (3708mm) or 15'7" (4750mm) wide hopper wings with manual or hydraulic operation and ground access locking supports
- ▶ Extended wheel base
- ▶ Rock breaker with wireless remote and single point lubrication
- ▶ Grizzly reject cross conveyor
- ▶ Various grizzly bar spacing
- ▶ Extended length undercrusher conveyor with hydraulic fold
- ▶ Dust suppression water spray system
- ▶ Cross belt self-cleaning magnet
- ▶ Hydraulic leveling or run-on jacks (gas, 12V, or 24V in hinged enclosure)
- ▶ Hydraulic conveyor tail lift
- ▶ Oversize 315/80 R22.5 tires

SPECIFICATIONS

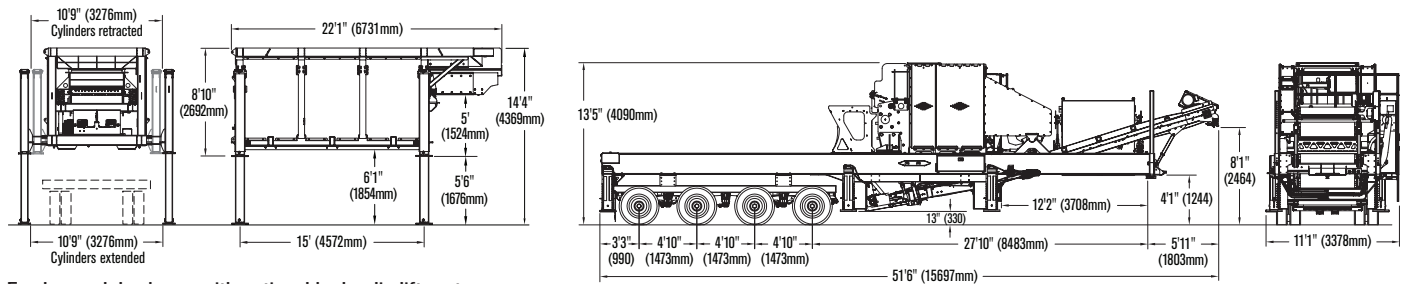
Terex® Minerals Processing Systems Cedarapids® CRJ3255 Portable Jaw Primary Plant

Operational



Unit shown with optional electrical panel, truck dump hopper wings and hydraulic run-on jacks.

Transport



Feeder module shown with optional hydraulic lift system.

SPECIFICATIONS

| | |
|---|---|
| Jaw Crusher..... | 30" x 55" (760 x 1400 mm) |
| operating speed..... | 250 rpm |
| Undercrusher conveyor..... | 54" (1372 mm) |
| operating speed..... | 350 fpm |
| Cross conveyor (optional) | 30" (762 mm) |
| Feeder | 52" x 20' (1321 x 6096 mm) |
| operating speed..... | variable speed 600-800 rpm |
| Bolted bar grizzly | 60" (1524 mm) long x 4" (102 mm) avg. opening |
| AR pan liners | 1/2" (12.7 mm) |
| Horsepower | |
| Jaw | 200 (149 kW) |
| Feeder | 40 (30 kW) |
| Undercrusher conveyor | 20 (15 kW) |
| Extended undercrusher conveyor (optional) | 25 (19 kW) |
| Cross conveyor (optional) | 7.5 (5.6 kW) |
| Self-cleaning magnet (optional) | 1.5 (1 kW) |
| Dust suppression pump (optional) | 3/4 (.5 kW) |

| | |
|--|------------------------|
| Tires | Sixteen 295/75 R22.5 |
| Estimated weight of standard wheel base plant (feeder module removed)* | |
| Axles | 58,845 lbs (26695 kg) |
| Kingpin | 47,720 lbs (21645 kg) |
| Total | 106,565 lbs (48340 kg) |
| Estimated weight of hopper module | 28,590 lbs (12970 kg) |

| | |
|--|------------------------|
| Estimated weight of optional extended wheel base plant with feeder module* | |
| Axles | 79,030 lbs (35850 kg) |
| Kingpin | 56,555 lbs (25655 kg) |
| Total | 135,585 lbs (61500 kg) |

| | |
|---|------------------|
| Optional extended wheel base plant travel length..... | 54'7" (16637 mm) |
| Optional extended wheel base plant travel height..... | 13'11" (4242 mm) |
| Optional extended wheel base plant travel width..... | 11'1" (3378 mm) |

* Weights include optional switchgear, jacks and hydraulics.
Contact factory for weights of other optional equipment.

www.terexmps.com

Effective Date: November 2014. Product specifications and prices are subject to change without notice or obligation. The photographs and/or drawings in this document are for illustrative purposes only. Refer to the appropriate Operator's Manual for instructions on the proper use of this equipment. Failure to follow the appropriate Operator's Manual when using our equipment or failure to act responsibly may result in serious injury or death. The only warranty applicable to our equipment is the standard written warranty applicable to the particular product and sale and Terex makes no other warranty, express or implied. Terex, the Terex Crown design, Works For You, and Cedarapids are trademarks of Terex Corporation or its subsidiaries. All rights are reserved. © 2014 Terex Minerals Processing Systems.

Terex® Minerals Processing Systems, 909 17th Street NE, Cedar Rapids, IA 52402 USA
Tel +1 319 363 3511 ▪ Fax +1 319 399 4871 ▪ Email MPSsales@terex.com ▪ www.terexmps.com

Form 26355 (11/14)



WORKS FOR YOU.