


# Navigator<sup>®</sup> Return Trainers

Constantly Working to Maintain Proper Belt Tracking



## Quick Specs

- ▶ Belt Widths: 24" - 72"
- ▶ Lagged Diameter: 7-3/4" or 10-3/4"
- ▶ Non Lagged Diameter: 7" or 10"

## Frequently Asked Questions

### What are common applications?


- ▶ The trainer can be used in any application where belt tracking is an issue. It's also recommended for applications where return self-aligners will not fit or are not working.

### Where should I install?

- ▶ We recommend 25 to 50 feet from the tail or head pulley on the belt's bottom or return side and then every 100 feet after that on longer span conveyors. However, if there is a specific spot where there are tracking issues, install the trainer one to two idlers upstream.

### Can you replace the bearings?

- ▶ If you need to, they are off-the-shelf, flange mount bearings that can be replaced with an extended socket. However, compared to other trainers, the Navigator return trainer is equipped with larger bearings designed to last the life of the product.



**Fig 3.1** Internal Bearings

**Digital Literature**  
Forward to Colleague



**Navigator Return Trainer**

## Features and Benefits

### Save the Belt

- ▶ Works to provide continuous belt alignment
- ▶ Quick reaction time upon installation, reducing the risk of damage
- ▶ Standard rubber lagging increases friction between belt and roller
- ▶ **Video Proof:** <http://superior-ind.com/components/idlers/aligners/navigator>

### Avoids Material Buildup

- ▶ Rubber lagging sheds material
- ▶ Internal, off-the-shelf, flange mount bearings are clear of material buildup (Fig 3.1)
- ▶ No framework, another common spot for material buildup

### Extends Service Life

- ▶ Largest diameter roll for longer service life
- ▶ Effective in both wet and dry conditions



**This Belt was Eating into Brackets and Ripping**



**Belt Straightened Immediately After Installation**

# Producer Perspective



Maintenance Manager at Capitol Aggregates, Austin, Texas

## Bad Behavior

“ When our belts misalign they cut into return frames and can actually cut right through the conveyor. At the least, the conveyor catches the belt lacing and rips the side of the belt. ”

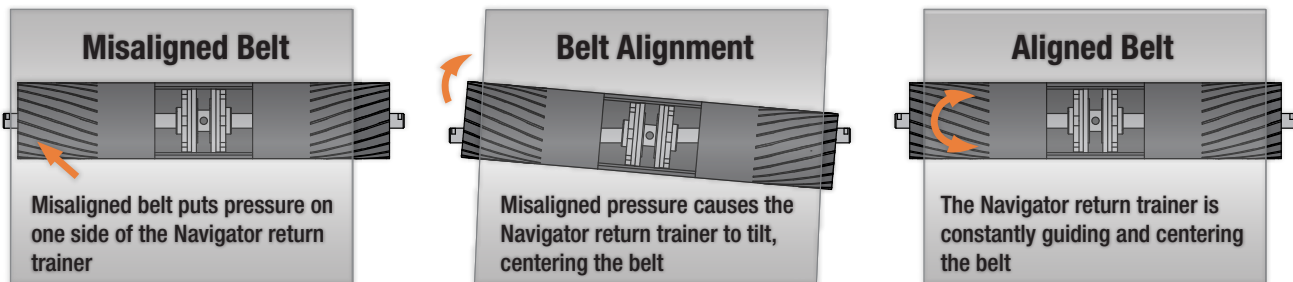
## Pricey Problems

“ At \$15 to \$20 a foot and three to four maintenance workers, it's a pretty expensive situation to change out a belt and anyway you look at it, it's downtime! ”

## Advanced Alternative

“ The Navigator return trainer just seems to handle the belt better than those ones with the side guide rollers. They let the belt travel too far before they even start doing anything. ”

## How it Works



## Part Number Guide

Example: NAV-36 or NAV-36LAG



1-800-321-1558  
Find local distribution at [superior-ind.com/distributor](http://superior-ind.com/distributor)  
© 2012 Superior Industries CL-107

