



# 5054 IMPACTOR

Profitable Performance | Multiple Configurations | Proven Design

## HYBRID NEW HOLLAND HSI CRUSHER



Improving upon the existing designs of the New Holland and Andreas HSI crushers, the 5054 Impact Crusher features the latest and the most up-to-date technology in impact crushing, delivering the ability to process more material. The removable blow bars provide greater ease-of-use and less downtime, and the enhanced adjustable curtain delivers a more consistent product. With easy access to the crushing chamber, there are fewer maintenance issues to deal with, giving you more time to crush rock. The large expansion chamber allows more material to be processed, increasing productivity.

# 5054 IMPACT CRUSHER

440 HP DIESEL  
(336 kw)

300 HP ELECTRIC  
(224 kw)

40" FEED SIZE  
(1016 mm)

UP TO 750 TPH  
(675 MTPH)

## EASE-OF-USE


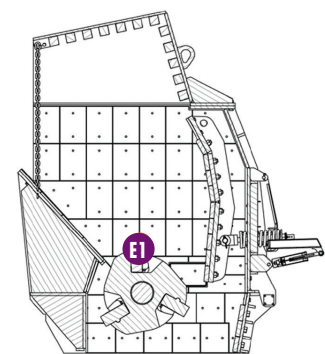
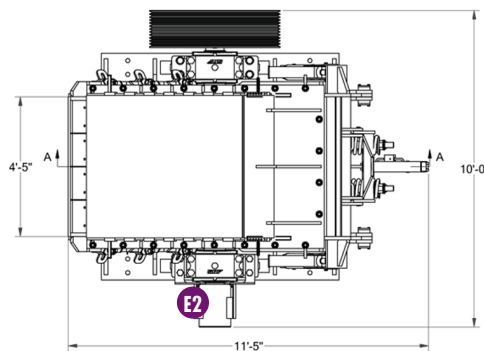
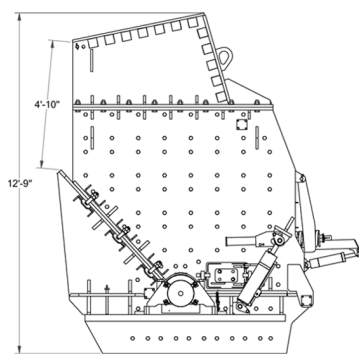
- E1 Removable Blow Bars**  
This cost-saving feature gives the product ultimate flexibility in a variety of applications.
- E2 Reduced Maintenance**  
Heavy-duty rotor with shaft and bearings arrangement reduces maintenance and costly downtime.
- E3 Full Access To Crushing Chamber**  
Gives operator safe and easy access for equipment maintenance.

## PERFORMANCE

- P1 Enhanced Adjustable Curtain Design**  
Delivers a more consistent product.
- P2 Increased Efficiency**  
The large expansion chamber allows more product to be processed without using excessive horsepower.


## DURABILITY

- D1 Built To Last**  
Intended to withstand a tough environment, the rugged design and construction provides years of on-the-job use.




**HIGH INERTIA ROTOR**

Provides unrestrained crushing energy.



**REPLACEABLE BLOW BARS**

This cost-saving feature gives the product ultimate flexibility in a variety of applications.



**SINGLE CURTAIN**

Hydraulically adjusted closed side setting provides precise gradation control.

[www.kpijci.com](http://www.kpijci.com)

### PART OF THE CRUSHING PRODUCT GROUP FROM KPI-JCI

Designed with to be your complete aggregate source.

### SERVICE MADE EASY

Because we're dedicated to keeping you up and running, we've provided two resources for quality O.E.M. parts and 24/7 service. KPI-JCI and Astec Mobile Screens parts and service are available from your local dealer and/or representative.

**Find the dealer or representative nearest you at [www.kpijci.com](http://www.kpijci.com).**

Because KPI-JCI and Astec Mobile Screens may use in its catalog and literature, field photographs of their products which may have been modified by the owners, products furnished by KPI-JCI and Astec Mobile Screens may not necessarily be as illustrated therein. Also, the continuous design progress makes it necessary that specifications be subject to change without notice. All sales of the products of KPI-JCI and Astec Mobile Screens are subject to the provisions of their standard warranties. KPI-JCI and Astec Mobile Screens do not warrant or represent that their products meet any federal, state, or local statutes, codes, ordinances, rules, standards or other regulations, including OSHA and MSHA, covering safety, pollution, electrical, wiring, etc. Compliance with these statutes and regulations is the responsibility of the user and will be dependent upon the area and the use to which the product is put by the user. In some photographs, guards may have been removed for illustrative purposes only. This equipment should not be operated without all guards attached in their normal position. Placement of guards and other safety equipment is often dependent upon the area and the use to which the product is put. A safety study should be made by the user of the application, and, if required, additional guards, warning signs, and other safety devices should be installed by the user, wherever appropriate before operating the products.

NOTE: SPECIFICATIONS ARE SUBJECT TO CHANGE WITHOUT NOTICE

Rev\_11/2012