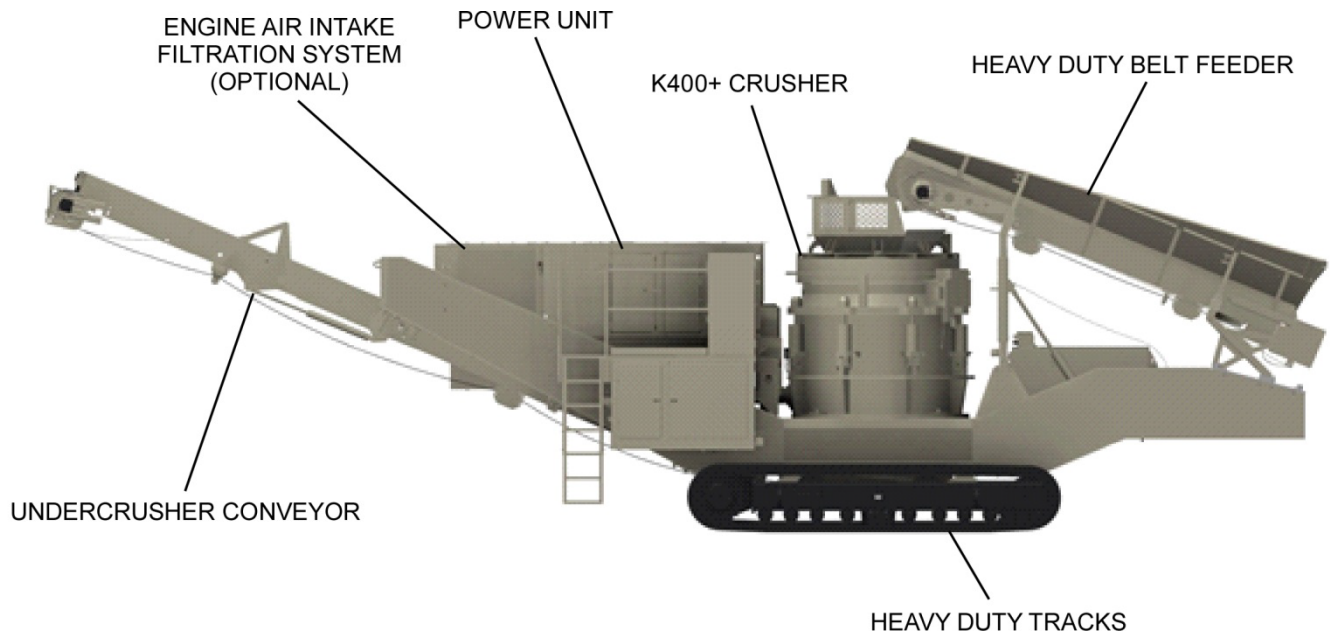


Model FT400DF Track-Mounted Crushing Plant Spec Sheet



- **K400+ CONE CRUSHER**

- TIR system utilizing pressure relief valve technology, which minimizes crusher overload impact shock loads transmitted to the crusher
- Crusher has all roller bearing construction for improved production and energy efficiency compared to crushers with bushing construction
- One-piece cast steel lower base frame section for improved strength
- Crusher CSS automatic zero and setting adjustment
- Hydraulic cone brake
- External crusher lubrication reservoir, which is heated by the engine coolant and cooled by a section of the engine radiator

- **TRACK PLANT HAS TWO CHOICES FOR ENGINE CONFIGURATION:**

- CAT C15 Tier 3 engine rated at 540hp / 400kw
- Cummins QSX15 Tier 4 final rated at 50hp / 410kw
- Crusher power transmission from the engine utilizes a PT-Tech HPTO14 wet clutch and cogged belt drive.

- **OPTIONS**

- Engine inlet air bag house for extended operation between filter changes
- Electronic bowl float detection system
- Feed hopper folding wing walls

- **CONVEYORS**

- Feed conveyor with hopper
 - o 6 cubic yard hopper
 - o 48" belt width
 - o Cone feed regulation
- End delivery conveyor
 - o 48" belt width
 - o Conveyor head section folds for transport by hydraulic cylinders
 - o Hydraulic pressure sensor conveyor overload protection system

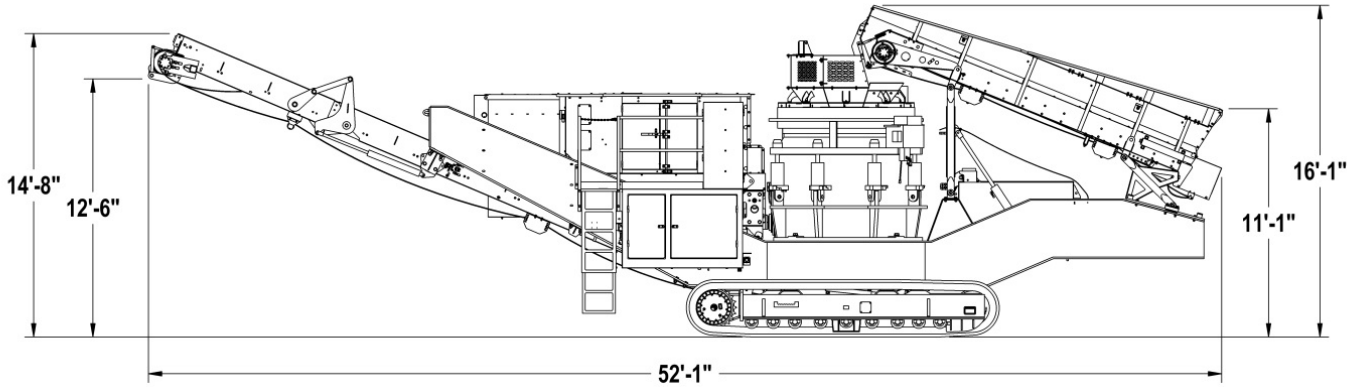
- **HYDRAULIC SYSTEM**

- Engine overload protection and cone hopper level sensor for steady operation
- Electric over hydraulic solenoid valve operation
- 150-gallon / 570-liter hydraulic reservoir

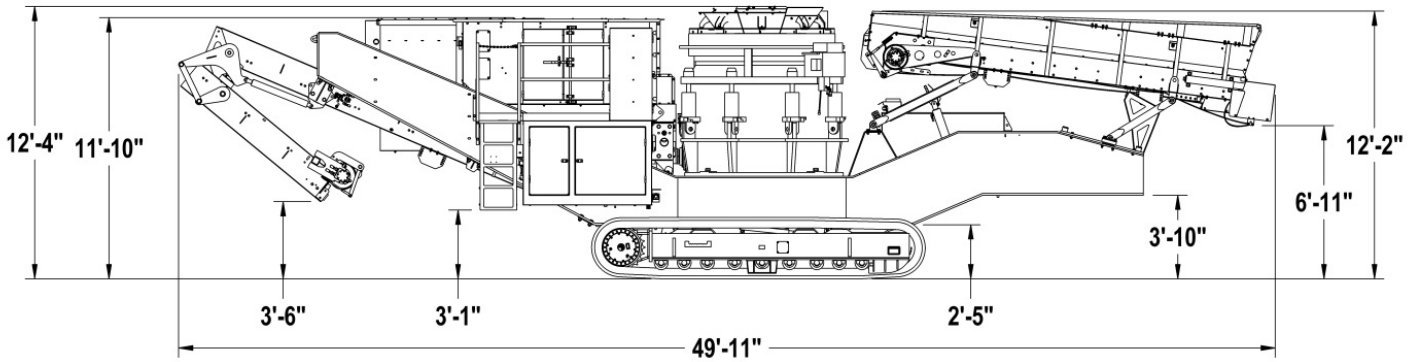
- **ELECTRICAL CONTROL SYSTEM**

- FT plant common Digsys PLC control system
- Remote radio control for track, feed conveyor, undercrusher conveyor and cone operation
- Tether cable for remote radio control unit
- Machine diagnostics for service

OPERATIONAL MODE



TRANSPORTATION MODE



- **TRANSPORTATION**

Length	49' 11" / 15,215mm
Width	12' 4" / 3,759mm
Height	12' / 3,658mm
Weight	116,000lbs / 52,600 kg

Note: Specifications are subject to change without notice.

Because KPI-JCI may use in its catalog & literature, field photographs of its products which may have been modified by the owners, products furnished by KPI-JCI may not necessarily be as illustrated therein. Also continuous design progress makes it necessary that specifications be subject to change without notice. All sales of the products of KPI-JCI are subject to the provisions of its standard warranty. KPI-JCI does not warrant or represent that its products meet any federal, state, or local statutes, codes, ordinances, rules, standards or other regulations, including OSHA and MSHA, covering safety, pollution, electrical wiring, etc. Compliance with these statutes and regulations is the responsibility of the user and will be dependent upon the area and the use to which the product is put by the user. In some photographs, guards may have been removed for illustrative purposes only. This equipment should not be operated without all guards attached in their normal position. Placement of guards and other safety equipment is often dependent upon the area and how the product is used. A safety study should be made by the user of the application, and, if required additional guards, warning signs and other safety devices should be installed by the user, wherever appropriate before operating the products



86470 Franklin Blvd, Eugene, OR 97405
 1-800-314-4656 Fax: 541-988-9401

Email: mail@icieug.com
www.kpici.com

FT400DF: 9/4/14 Rev 0