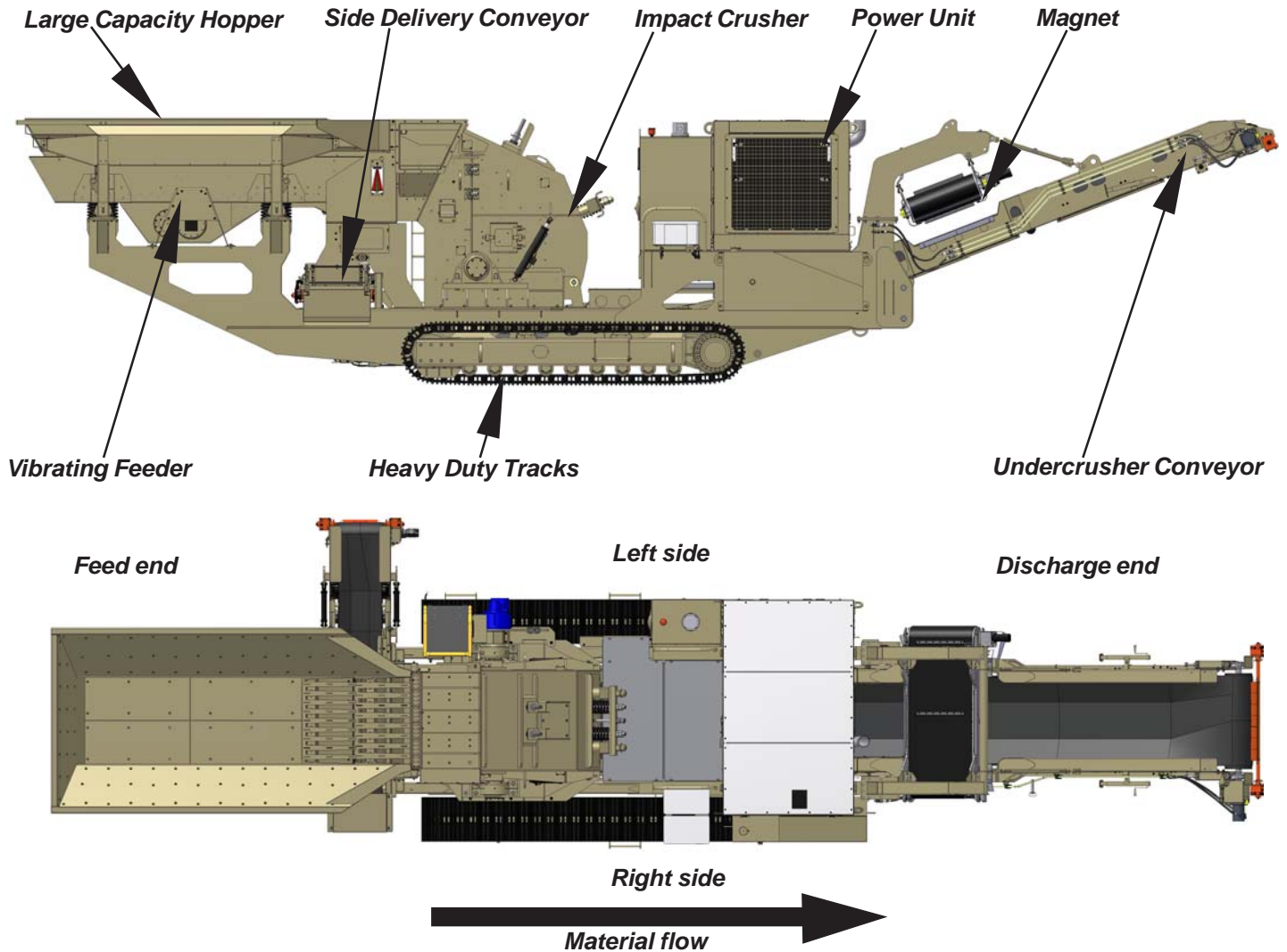




TRACK MOUNTED HORIZONTAL SHAFT IMPACTOR Model FT4250OC Spec Sheet



● **VIBRATING GRIZZLY FEEDER**

- 50" X 15' Vibrating Pan Feeder
- 5' Grizzly Fingers 1-1/2" spacing

● **HSICRUSHER**

- 4250 Horizontal Impactor
- Hydraulic driven variable speed
- MPR rotor

● **CHASSIS**

- Sculpted frame design
- 24" 600mm tracks with dual drive
- Track width 10'9"/3.276m
- Balanced for zero cribbing
- Dust suppression
- 200 gal/757 L Oil Reservoir

● **UNDERCRUSHER CONVEYOR**

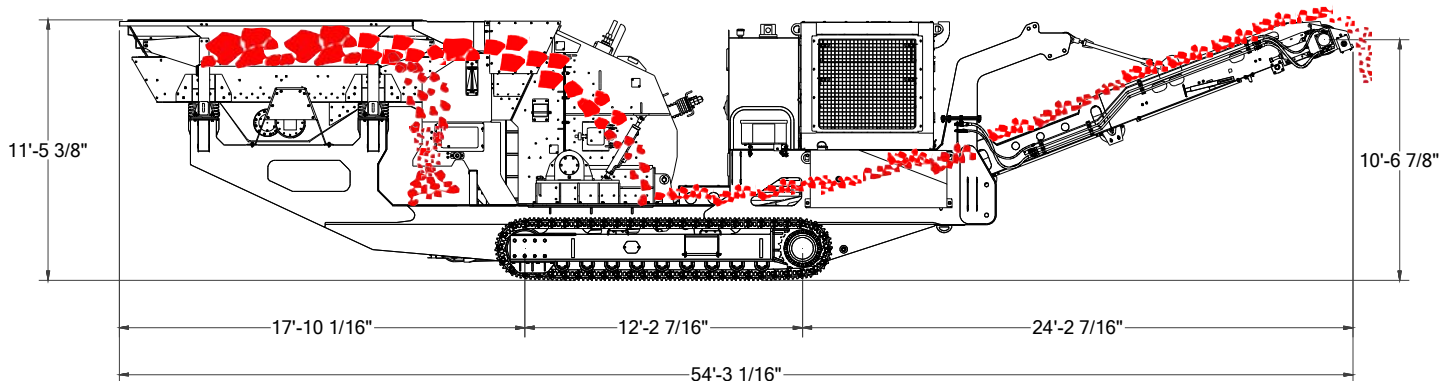
- 48" x 40' Under crusher conveyor
- Impact bed
- 440 PIW single ply belt

● **POWER UNIT**

- Cat C13 440hp/328 kw Tier IV i
- Cat C13 440hp/328 kw Tier III (International)
- 180gal/681L fuel tank
- Fuel Consumption 10-12 gal

● **OPTIONS**

- 24" x 12' Side delivery conveyor
- Permanent magnet
- Return conveyor
- 50" x 18' Vibrating feeder
- Electrical/Hydraulic Control Valve (CE Certification)



● **CRUSHER**

Max Feed Size..... 21"/533mm Plant Capacity up to.....600 STPH/544 MTPH

● **PHYSICAL/OPERATING CHARACTERISTICS**

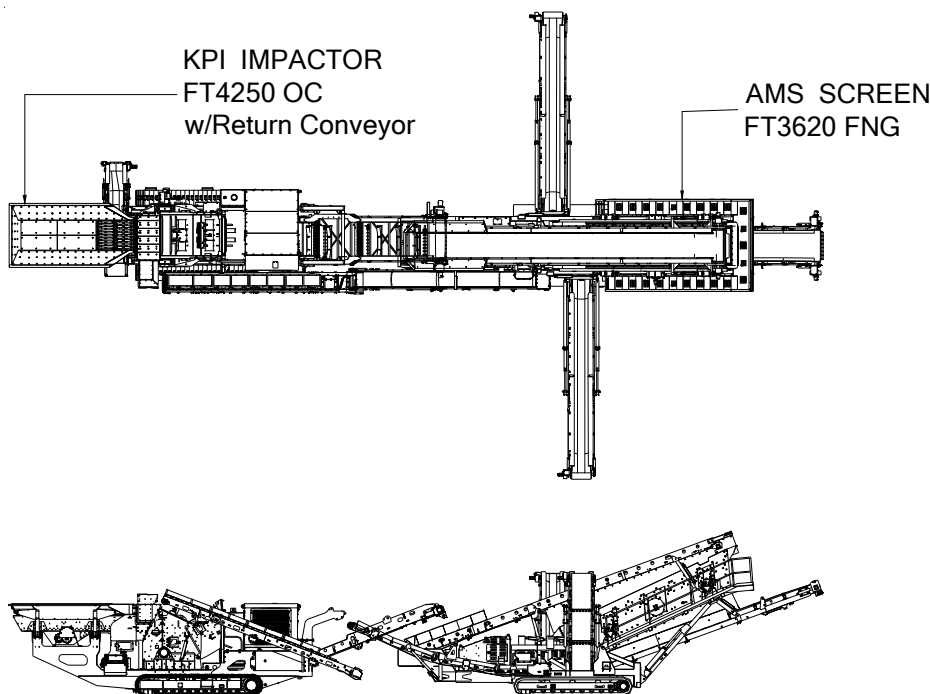
Overall Length.....	54' 3"/16.510m	Travel Width.....	11' 5"/3.480m
Operating Height.....	11' 6"/3.505m	Feed Height.....	11' 6"/3.505m
Travel Height.....	11' 6"/3.505m	Discharge Height.....	10'/3.048m
Ground Clearance.....	10 -1/2"/266.7mm	Unit Weight.....	95,400 lbs/43272kg

● **OPERATING SLOPE**

Side to Side..... 1% grade Front to Back.....3% grade

● **PERFORMANCE WHEN MOVING**

Travel Speed.....	.68MPH	Gradability.....	50%
Total Tractice Effort.....	69,016 lbf	Ground Pressure.....	2460PSF



NOTE: Specifications are subject to change without notice.

Because KPI-JCI may use in its catalog & literature, field photographs of its products which may have been modified by the owners, products furnished by KPI-JCI may not necessarily be as illustrated therein. Also continuous design progress makes it necessary that specifications be subject to change without notice. All sales of the products of KPI-JCI are subject to the provisions of its standard warranty. KPI-JCI does not warrant or represent that its products meet any federal, state, or local statutes, codes, ordinances, rules, standards or other regulations, including OSHA and MSHA, covering safety, pollution, electrical wiring, etc. Compliance with these statutes and regulations is the responsibility of the user and will be dependent upon the area and the use to which the product is put by the user. In some photographs, guards may have been removed for illustrative purposes only. This equipment should not be operated without all guards attached in their normal position. Placement of guards and other safety equipment is often dependent upon the area and how the product is used. A safety study should be made by the user of the application, and, if required additional guards, warning signs and other safety devices should be installed by the user, wherever appropriate before operating the products.



700 W 21st. St., Yankton, SD 57078
1-800-542-9311 Fax: 605-665-8858

Email: mail@kpijci.com
www.kpijci.com
Mdl FT4250OC 10/11 rev 1