

**NEW**



## **BACKHOE LOADER | 3CX**

Gross power: 74hp (55kW) Maximum dig depth: 18'6" (5.63m) Maximum loader bucket capacity: 1.3yd<sup>3</sup> (1.0m<sup>3</sup>)



# INTRODUCING THE JCB 3CX.

COMBINING LOW COST OF OWNERSHIP, SUPERIOR STRENGTH AND INNOVATIVE FEATURES GALORE, THE JCB 3CX IS ANOTHER GREAT VALUE MACHINE FROM THE WORLD'S NUMBER ONE BACKHOE MANUFACTURER. PRODUCTIVITY, PERFORMANCE AND EFFICIENCY ARE ALL CLASS-LEADING, MAKING THIS A PERFECT SOLUTION FOR LARGE FLEETS, RENTAL YARDS AND SMALLER BUSINESSES ALIKE.

## The world's number one.

Market leader in 74 countries, around half of all the backhoe loaders sold in the world today are JCBs.

## Value for money.

Our entry-level 3CX is a great value machine, boasting low cost of ownership and superior strength as standard. Coupled with warranty packages make the 3CX the ultimate value proposition.

## Innovation built in.

This machine packs the sort of innovative features that make JCB backhoes synonymous with class-leading productivity, performance and efficiency.

## Strength in depth.

There's durability aplenty throughout to cope with the rigours of the rental industry, as well as a superior aftercare package and extended warranty.

## Low maintenance engine.

JCB EcoMAX is a highly efficient 74hp Tier 4 final engine that doesn't require costly DPF technology; this keeps servicing and refuelling costs low.

## Excellence in any field.

The 3CX is the number one go-to solution for large fleets, rental yards and owner operators alike.



COMPETITORS'  
COMBINED  
MARKET SHARE

**JCB**

As global market leader, JCB sells around half of all the world's backhoe loaders.

# COST OF OWNERSHIP AND EFFICIENCY.

WE UNDERSTAND THAT A LOW COST OF OWNERSHIP IS ESSENTIAL IN TODAY'S COMPETITIVE WORLD. WHETHER YOU RENT OR OPERATE YOUR FLEET, THE JCB 3CX IS DESIGNED TO GIVE YOU ULTIMATE VALUE FOR MONEY.

## Maximum return on investment.

**1** The JCB 3CX is a great value entry level machine offering superb return on investment as well as affordable insurance, finance and service parts.

**2** Unlike most entry level backhoes, this is an extremely efficient machine. JCB's EcoMAX engine is very powerful and offers excellent fuel economy by producing high torque at low revs.

EcoMAX is a highly durable engine design, with tens of thousands of units in service all over the world working on a huge range of different applications.

**3** The 3CX has a top speed of 23mph so you can reduce travel times on site and between locations.

**4** With high breakout forces you'll be able to shift more material in less time. Put simply, these are the most efficient loaders in their class.



**2**



**1**



**3**



**4**

# QUALITY, RELIABILITY AND DURABILITY.

WHATEVER YOU HAVE IN STORE FOR YOUR BACKHOE LOADER FLEET, YOU'RE SAFE IN THE KNOWLEDGE THAT THE JCB 3CX IS BUILT TO WITHSTAND ANYTHING. STRUCTURAL PARTS ARE UNCOMPROMISINGLY TOUGH, AND KEY COMPONENTRY IS WELL PROTECTED FROM HARM.



## Designed and built by JCB.

**1** The 3CX range's cabs, axles, transmissions and engines are all designed and built by JCB. All components therefore work in perfect harmony for optimum reliability.

**2** We use state of the art manufacturing processes like robot machining, precision paint technology and innovative assembly techniques to achieve the highest levels of quality.



## Tested to the limits.

**3** To ensure maximum reliability, we've tested our EcoMAX engine rigorously in climates ranging from -40°F to 115°F with a grid heater fitted.

Fluorescent dye is added to the hydraulic oil so we can accurately identify any potential leaks during testing.



Each key component of the latest JCB backhoe range is stringently tested. The chassis, boom, loader arms and other major parts are all subjected to prolonged high-stress loading, while the transmission design has been repeatedly put through its paces over thousands of cycles.

Rear stabilizers are equipped with twin hose burst check valves (HBCVs), which means the legs can't move during machine operation.

**Built to last.**

- 6 JCB precision machining provides high tolerances and accurate location of pins and bushings.
- 7 The hydraulic cylinders have friction welded ends to give extra strength.
- 8 We use a powder coat paint process which provides a high quality finish. Paint coverage is optimized and your machine stays looking good for longer.
- 9 By heating the boom and dipper to 1200°F, we remove any internal stresses caused by manufacturing and welding. This process doubles the life of our booms and reduces the overall machine weight at the same time.

**Protected from damage.**

- 10 JCB stabilizer cylinder guards are fitted as standard to reduce downtime by protecting your backhoe from potential costly damage.
- 11 To protect boom and dipper hoses from the perils of trenchwork, we've enclosed them inside the rear structures of the machine.

The stabilizer legs hoses are protected to prevent damage from material spillage when using the excavator.

- 12 Kingpost hoses, meanwhile, are enclosed in a flexible, robust guide to keep them from snagging or sustaining damage.

The steering cylinders are positioned high up behind the front axle which provides additional protection when moving over arduous ground.



# PRODUCTIVITY AND PERFORMANCE.

THE JCB 3CX IS DESIGNED TO OFFER YOU ULTIMATE PRODUCTIVITY – WHICH OF COURSE EQUATES TO ULTIMATE VALUE-FOR-MONEY. PERFORMANCE IS BEST-IN-CLASS AND SO IS THE MACHINE'S STANDARD SPECIFICATION.

## A more productive backhoe.

**1** The JCB EcoMAX engine produces its peak power and torque at low engine speeds, which makes for exceptional responsiveness, great economy and outstanding performance.

**2** Select our optional Extradig package and an innovative inner box design to give you an extra 3'9" of reach and dig depth. That means less repositioning and, of course, more efficiency.

The boom and dipper are of equal length, this allows digging close to the machine, meaning less repositioning, thus saving fuel.

**3** A large 38 gallon fuel tank extends refuelling intervals and maximises productivity.

**4** This backhoe excels in both uneven terrain and confined spaces thanks to a winning combination of high ground clearance and an excellent turning circle.

**5** There's a powerful slew to ensure fast and controllable backfilling.



To guarantee ultimate performance in all conditions, the 3CX is equipped with 4WD as standard, and has a top speed of 23mph.



### Lifting standards.

**7** Load retention is exceptional with the 3CX's 45° loader bucket rotation.

Best in class loader bucket break out forces gives exceptional breakout ability improving loading times.

**8** Reduce downtime during attachment changes by choosing our mechanical rear quickhitch option.

Limited Slip Differential provides automatic traction control to enable the machine to drive in the toughest of conditions and enables the machine to still steer unlike differential locks designs.

**9** JCB's highly versatile 6-in-1 bucket is compatible with the 3CX backhoe, meaning that operators can dig, doze, load, grab, grade and backfill with just one tool.

**10** Excellent forward reach enables the machine to reach much further and effective loading into high sided trucks.

**11** You can easily operate high powered attachments like breakers and patch planers courtesy of a high performance 32.5g/min hydraulic pump.

**12** Large 24" wheels give excellent stability when working on uneven ground.



## SERVICEABILITY.

WE'VE MADE SURE THE JCB 3CX WILL PROVIDE MAXIMUM UPTIME BY VIRTUE OF BEING INCREDIBLY EASY TO SERVICE. ROUTINE MAINTENANCE IS STRAIGHTFORWARD, DAILY CHECKS COULDN'T BE SIMPLER, AND THERE'S PLENTY OF GROUND-LEVEL ACCESSIBILITY.

### Easier routine servicing.

**1** All of the 3CX's daily checks and routine servicing can be done from one side of the machine. Important service items are grouped, too, for improved access and improved productivity.

Daily under hood checks are monitored electronically so are not reliant on the operator carrying out the checks to minimize downtime and expensive repairs.

**2** The hood is a one-piece unit, and opens easily without having to remove extra panels.

**3** Greasing and refuelling can both be done from ground level, making them easy and safe tasks to carry out on a 3CX.

**4** We've made the battery on this backhoe very easy to access and replace.

SERVICE INTERVALS	
Engine oil	Every 500 hours
Engine oil filter	Every 500 hours
Hydraulic oil	Every 2000 hours
Hydraulic oil filter	Every 500 hours
Transmission oil	Every 500 hours
Transmission filter	Every 500 hours
Axle oil	Every 1000 hours





We've fitted additional fuel filtration to reduce dirt in fluids and prevent blockages.



### Minimizing downtime.

6 A lockable front grille safeguards the battery and isolator, eliminating potentially costly theft-related downtime.

Exceptional ground clearance (best-in-class) enables the machine to drive over difficult terrain and reduces costly damage to the underside of the machine.

6 There's no time-consuming dust bowl or precleaner to maintain on this machine, saving precious operator time and improving forward visibility. What's more, our scavenge design discharges dirt from the exhaust to extend air filter life.

7 The large 22 gallon hydraulic tank is mounted outboard for easy access and improved cooling, therefore improving life span of oil.

8 Hydraulic hoses all meet at the bulkhead manifold, meaning that replacement is straightforward.



## COMFORT AND EASE OF USE.

ANOTHER IMPORTANT CONTRIBUTOR TO PRODUCTIVITY IS COMFORT – AFTER ALL, A COMFORTABLE OPERATOR IS A PRODUCTIVE ONE. ACCORDINGLY, THE JCB 3CX IS DESIGNED FOR DAY-LONG OPERATOR COMFORT.

### A great place to work.

- 1 To create the perfect working environment for operators – and, in turn, improve productivity – select our optional air conditioning package.
- 2 To enable longer working stints, the 3CX boasts a low effort braking setup.

This backhoe comes with a choice of a canopy or a cab; our cabs are pressurized to ensure a clean and controlled working environment.

- 3 There's a 12V auxiliary circuit in the cab so that operators can charge phones and use various accessories.
- 4 Our fully adjustable suspension seat comes as standard, providing operators with improved comfort and reduced fatigue for longer working stints.
- 5 Lockable storage aplenty, with work tools easy to accommodate even if you choose the canopy option.

Operating the 3CX is straight forward; the traditional manual control system is easy and comfortable to operate.



## SAFETY AND SECURITY.

SAFETY IS OF PARAMOUNT IMPORTANCE ON ANY SITE, SO THE JCB 3CX HAS PLENTY OF FEATURES TO PROTECT ITSELF, ITS OPERATORS AND BYSTANDERS ALIKE.

### A great place to work.

**1** Getting in and out of a JCB 3CX is easy and safe courtesy of large anti-slip steps with an open grille design to prevent material build-up. Not only that but there are always three points of contact available to an operator when entering and exiting the machine.



**2** With a laminated front screen and toughened glass flat everywhere else, operator safety is optimized, including during powered attachment use. If a piece of glass does need replacing, this can be done quickly and easily to minimize downtime.

Four cylinder geometry means the bucket cylinders are in line with the loader arms providing best-in-class forward visibility.

**3** The rear boom lock ensures safety when roading. The cable operated boom lock stops removable pins from being lost.



Self levelling loader ensures the load is always kept safe, especially when using forks to prevent material spillage.

**4** Stabilizer leg check valves prevent the stabilisers from dropping in the event of a hose failure.

In a JCB 3CX, operators sit higher up than in most construction machinery. This viewpoint provides excellent visibility through 360° of the working area.



# THE OPTIONS LIST.

THE JCB 3CX IS A VERY VERSATILE MACHINE AS STANDARD, BUT IT'S EVEN MORE FLEXIBLE AND PRODUCTIVE WHEN YOU START TO EQUIP IT WITH OUR FACTORY-APPROVED OPTIONAL EXTRAS.

## 6-in-1 loader bucket.

1 Dig, doze, load, grab, grade and backfill using just this one incredibly versatile tool.

## Quickhitch options.

2 Our mechanical excavator quick coupler makes attachment changing much quicker for improved productivity.

## Heavy-duty bucket.


3 Extra ribbed plates provide extra strength and reduce wear when you're working with harder material.

## Pad options.

4 Choose our flip-over dirt pads to get the best ground contact in any application, and to protect both your machine and the ground underneath it.

## Auxiliary circuits.

5 You can dramatically increase the versatility of your 3CX with JCB's bi-directional and hammer circuits. These features allow you to use breakers, augers, patch planers and other powerful attachments.



1



## VALUE ADDED.

JCB'S WORLDWIDE CUSTOMER SUPPORT IS FIRST CLASS. WHATEVER YOU NEED AND WHEREVER YOU ARE, WE'LL BE AVAILABLE QUICKLY AND EFFICIENTLY TO HELP MAKE SURE YOUR MACHINERY IS PERFORMING TO ITS FULL POTENTIAL.

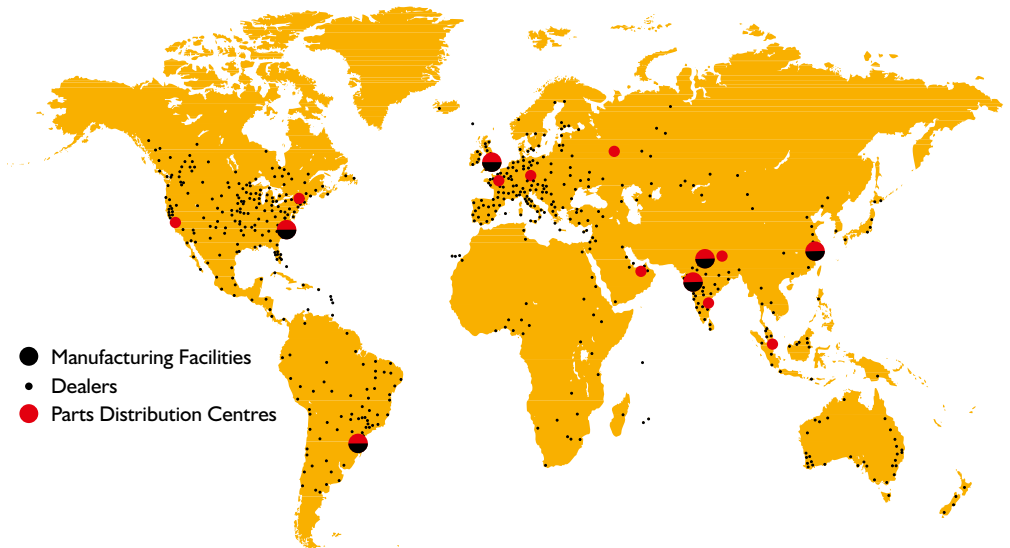


**1** Our Technical Support Service provides instant access to factory expertise, day or night.

**2** The global network of JCB Parts Centers is another model of efficiency; with 15 regional bases, we can deliver around 95% of all parts anywhere in the world within 24 hours. Our genuine JCB parts are designed to work in perfect harmony with your machine for optimum performance and productivity.



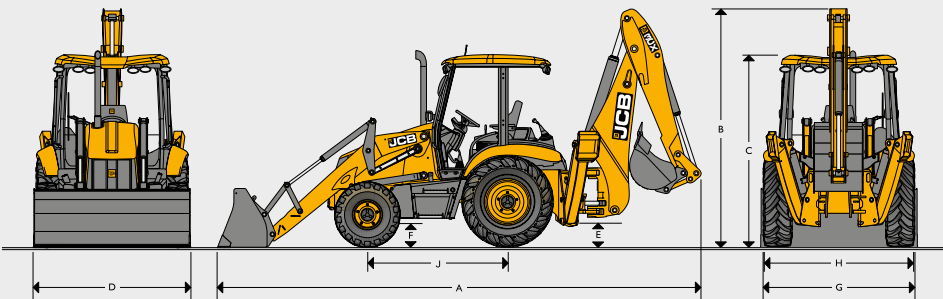
**3** JCB Assetcare offers comprehensive extended warranties and service agreements, as well as service-only or repair and maintenance contracts. Irrespective of what you opt for, our maintenance teams around the world charge competitive labour rates, and offer non-obligation quotations as well as fast, efficient insurance repair work.



Note: JCB ASSETCARE may not be available in your region, so please check with your local dealer.

**STATIC DIMENSIONS**

Loader end max. payload: 4078lb (1850kg) Max. lift height: 10.59ft (3.23meters)

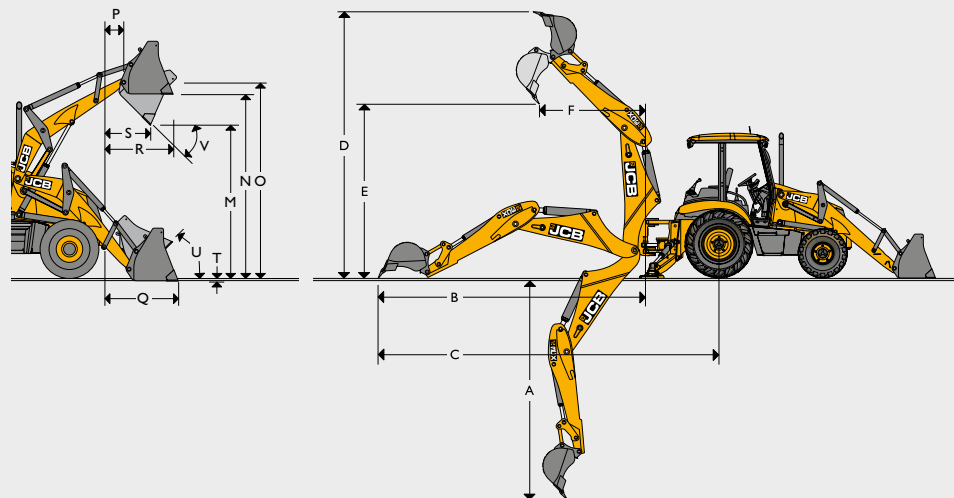


Drive		4WD	
A	Transport length	ft-in (m)	23-7 (7.19)
B	Transport height – standard Backhoe	ft-in (m)	11-3 (3.43)
B	Transport height – Extradig	ft-in (m)	11-7 (3.53)
C	Height to top of cab/canopy	ft-in (m)	9-3 (2.81)
D	Overall width with loader bucket	ft-in (m)	7-8 (2.45)
E	Ground clearance – mainframe	ft-in (m)	1-1 (0.33)
F	Ground clearance – front axle	ft-in (m)	1-1.4 (0.34)
G	Front wheel track	ft-in (m)	7-1 (2.16)
H	Rear wheel track	ft-in (m)	7-3 (2.21)
J	Wheelbase	ft-in (m)	7-1 (2.17)

**ENGINE**

Manufacturer	JCB		
Aspiration	Turbocharged		
Displacement	liter	4.4	
No. of cylinders	4		
Bore	inch	4.05	
Stroke	inch	5.0	
Rated engine	rpm	2200	
<b>Power ratings</b>			
Gross HP - SAE J1995 (ISO 14396)	hp (kW)	74 (55)	
Net HP - SAE J1349	hp (kW)	71 (53)	
<b>Maximum torque</b>			
Rated ISO 14396 (SAE J1995)	lb ft (Nm)	295 (400)	
Max. Torque	rpm	1200	

**EXCAVATOR/LOADER PERFORMANCE**



Excavator performance		Fixed dipper	Extending dipper
A	Max dig depth	ft-in (m)	14 (4.24) / 18 (5.46)
B	Reach-ground level to rear wheel center	ft-in (m)	22 (6.72) / 25-10 (7.87)
C	Reach-ground level to slew center	ft-in (m)	17-6 (5.37) / 21-4 (6.52)
D	Reach at full height to slew center	ft-in (m)	9 (2.74) / 12 (3.66)
E	Max. working height	ft-in (m)	18 (5.53) / 20-10 (6.35)
F	Max. load over height	ft-in (m)	12-7 (3.84) / 15-6 (4.72)
G	Bucket rotation – power	degrees	185° / 185°
	Bucket breakout force	lbf (kgf)	13940 (6324) / 13730 (6228)
	Dipper breakout force	lbf (kgf)	7092 (3217) / 7110 (3225)
Loader performance		GP	6-in-1
M	Dump height	ft-in (m)	9 (2.74) / 7 (2.72)
N	Load over height	ft-in (m)	10-6 (3.23) / 10-6 (3.20)
O	Pin height	ft-in (m)	11-4 (3.45) / 11-4 (3.45)
P	Pin forward reach	ft-in (m)	1 (0.36) / 1 (0.36)
Q	Reach at ground	ft-in (m)	4-7 (1.42) / 4-6 (1.37)
R	Max. reach at full height	ft-in (m)	4 (1.20) / 3-8 (1.15)
S	Reach at full height – bucket dumped	ft-in (m)	2-8 (0.83) / 2-6 (0.78)
T	Below ground level dig depth	ft-in (m)	0-3 (0.07) / 0-3 (0.10)
U	Rollback at ground	degrees	45° / 45°
V	Dump angle	degrees	43° / 43°
	Shovel breakout force	lbf (kgf)	13600 (6170) / 14400 (6531)
	Loader arm breakout force	lbf (kgf)	10900 (4942) / 10430 (4732)
	Shovel capacity	yd <sup>3</sup> (m <sup>3</sup> )	1.1/1.3 (0.88/1.0) (GP shovel) / 1.3 (1.0) (6-in-1 shovel)

**SERVICE CAPACITIES**

Cooling system	gal (ltr)	4.2 (18.5)
Fuel tank	gal (ltr)	38 (173)
Engine oil with filter	gal (ltr)	3.4 (15)
Gearbox with filter	gal (ltr)	3.6 (16)
Rear axle	gal (ltr)	3.6 (16)
Front axle	gal (ltr)	3.6 (16)
Hydraulic system incl. tank	gal (ltr)	29.5 (130)
Hydraulic tank	gal (ltr)	22 (85)

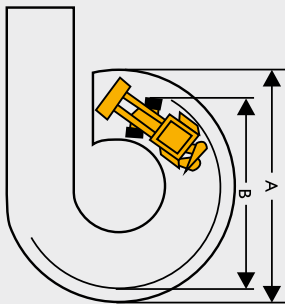
**TRANSMISSION**

JCB Synchro-shuttle transmission: It provides superb drive power in all conditions. It consists of a 4-speed, full synchromesh gearbox with integral torque convertor and electrically operated reversing power shuttle.

- Easy-to-use, column mounted electric reversing shuttle which can change machine direction while allowing operator to keep hands on the steering wheel leading to fast cycle times.
- The pedal layout and conventional 4-pattern gear lever with transmission disconnect switch adds to the overall ease of operation. On-the-move gear changes are possible.
- Torque convertor stall ratio is 2.52:1

Manufacturer	JCB
Type	Synchroshuttle
Gears forward/reverse	4 forward/4 reverse
Shuttle control – F/R	Power shuttle
<b>Travel speeds*</b>	<b>mph (kph)</b>
Gear 1	3 (4.9)
Gear 2	5.3 (8.6)
Gear 3	12.3 (19.8)
Gear 4	22.8 (36.7)

\*Speeds may vary dependant on tire selection.

**TURNING CIRCLE**

\* Standard bucket in travel position

**Inner wheels braked**

A Outside loader bucket	9.50m
B Outside wheels	6.90m

**Inner wheels not braked**

A Outside loader bucket	10.40m
B Outside wheels	8.10m

**STEERING**

Front wheel full power hydrostatic system utilizing the main hydraulic pump via a steering priority valve. In the event of engine failure, emergency steering is maintained (all models).

**BRAKES**

**Service:** Hydraulically actuated dual line, self adjusting, oil immersed, multi-disc type on the rear axle, well protected from dirt, water etc. requiring no maintenance.

**Parking:** Hand operated, disc brake on rear axle input disc.

**Brake pedal:** Two independently operable foot pedals enable machine to maneuver in tight spaces. Pedals are linked together for normal use.

**HYDRAULIC SYSTEM**

• Main relief valve: 3,655 psi • Unloader valve: 3,002 psi • Pump type: 2 section displacement gear  
 • Pump capacity: 32.5g/min • Filtration through suction strainer and return line JCB Filtermatic filter  
 • During excavation the circuit automatically varies hydraulic power to match digging conditions for extra performance, control and power • Careful routing of hydraulic hoses and pipework guards against site damage and allows easy servicing

**CAB**

• Floor mats • Fully adjustable seat and soft touch steering wheel • 'Walk through' two door access  
 • Seat belt • Large convex rear view mirror • Interior light • Front screen wiper • Horn • Hazard warning system • Tool box • Instrumentation panel includes engine speed, engine hours, fuel level, water temperature gauge and 12v connection • Audible and visual fault warning system for alternator charge, coolant temperature, engine oil pressure, blocked air filter, transmission oil pressure and temperature, and hand brake on.

**AXLES**

**Rear:** Drive axle rigidly mounted, incorporates JCB Max-Trac torque proportioning differential, driven by short propshaft from gear box.

**Front:** 4WD, Steer axle, centrally pivoted with oscillation angle of 16°.

**ELECTRICAL AND INSTRUMENTATION**

12 volt negative ground, utilising wiring and connectors meeting IP69 water ingress test standard. Central fuse panel.

**Battery:** 110 A/hr **Alternator:** 95 amp standard.

**Rear working lights:** 2 fixed and 4 adjustable.

**Tires**

**Front:** Galaxy 14x17.5-10 (4WD)

**Rear:** Galaxy 19.5x24-12 (4WD)

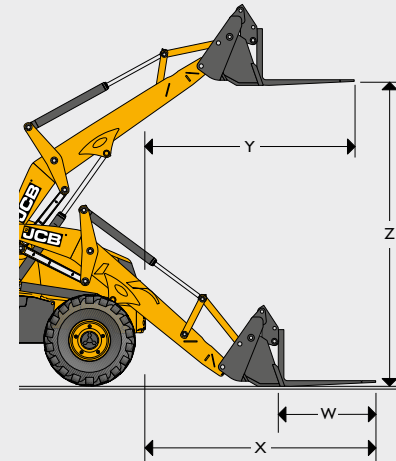
**WEIGHT**

**Operating:** 17,196lb (7,800kg)

**BACKHOE LIFT CAPACITIES**

Excavator type		Standard	Extradig – Retracted	Extradig – Extended
<b>Boom lift capacity - SAE J31</b>				
+16	lb	-	-	1938
+14	lb	3386	3227	2117
+12	lb	3438	3266	2144
+10	lb	2550	2414	1631
+8	lb	2459	2320	1615
+6	lb	2363	2222	1589
+4	lb	2270	2127	1561
+2	lb	2184	2018	1534
Ground level	lb	2105	1957	1502
-2	lb	2034	1884	1476
-4	lb	1972	1819	1454
-6	lb	1923	1766	1440
-8	lb	1897	1735	1436
-10	lb	1948	1770	1453
-12	lb	-	-	1517
-14	lb	-	-	1801
<b>Dipper lift capacity - SAE J31</b>				
+16	lb	-	-	2065
+14	lb	3941	3856	2283
+12	lb	4334	4245	2382
+10	lb	3829	3763	2123
+8	lb	3884	3812	2161
+6	lb	4667	4582	2541
+4	lb	-	-	2653
+2	lb	-	-	2924
Ground level	lb	-	-	-

**LOADER ATTACHMENTS – 6 in I Bucket Fork Dimensions**



			<b>6-in-I bucket mounted forks</b>
W	Forks – tine length	ft-in (m)	3-7 (1.1)
	Forks – tine length	ft-in (m)	0-3.1 (0.08)
X	Forks reach at ground level	ft-in (m)	8-9 (2.66)
Y	Forks reach at full height	ft-in (m)	7-5 (2.25)
Z	Forks lift height – max	ft-in (m)	9-7 (2.92)
	Fork spacing – min/max 10"		10" (260 mm) to 68" (1725 mm)

**LOADER ATTACHMENTS – Direct Mount**

HD bucket – 92", 1.3 yd <sup>3</sup>	lb (kg)	1697 (770)
6-in-I, 92" – with forks 1.3 yd <sup>3</sup>	lb (kg)	1940 (880)



**BACKHOE ATTACHMENTS – Buckets**

Bucket width	in (mm)	12 (305)	18 (455)	24 (610)	24 (610)	30 (760)	36 (910)
Number of teeth		3	4	4	5	5	6
<b>Heavy-duty trenching buckets</b>			18	24	24	30	36
Capacity	cu ft (cu m)	2.8 (0.08)	4.9 (0.14)	7.1 (0.20)	7.1 (0.20)	9.2 (0.26)	11.3 (0.32)
Weight	lb (kg)	293 (100)	359 (128)	408 (145)	419 (190)	478 (166)	544 (189)
<b>Heavy-duty high capacity trenching buckets</b>			4	4	5	5 (14.1)	6 (-)
Capacity	cu ft (cu m)	5.3 (0.15)	8.5 (0.24)	8.5 (0.24)	11.3 (0.32)	14.1	-
Weight	lb (kg)	430 (195)	509 (231)	514 (233)	588 (267)	668 (303)	-

See your JCB Dealer for availability of other backhoe buckets and attachments.

All JCB buckets include heavy-duty features consisting of a 1"x18" cutting edge, back straps, box section cross member, and full length, chamfered side cutters.

**BACKHOE ATTACHMENTS – Hydraulic Breakers**

Breaker model	mm	HM380	HM386Q
Operating weight	lb (kg)	727 (330)	794 (360)
Impact energy	ft/lb (joules)	723 (981)	443 (600)
Impact frequency	bpm	380-900	720-1380
Oil flow range	gpm (lpm)	9-17 (40-80)	16-26 (60-100)
Operating pressure	bar (psi)	1740-2393 (120-165)	100-150 (1450-2175)
Tool diameter	in (mm)	3 (75)	3.1 (80)

A wide variety of tools are available for JCB breakers. See your JCB Dealer for details.

**BACKHOE ATTACHMENTS – Patch Planer**

Cutting width	in (mm)	15.7 (400)
Cutting length	in (mm)	1.04-4.5 (1-115)
Weight	lb (kg)	1190 (540)
Hydraulic flow range	gpm (lpm)	24-53 (90-200)
Hydraulic pressure range	bar (psi)	140-210 (2030-3046)

**BACKHOE ATTACHMENTS – Compactor**

Weight	lb (kg)	395 (179)
Width	in (mm)	12 (305)
Length	in (mm)	29 (739)
Optimum machine down force	lb (kg)	1543 (700)
Centrifugal force	kN	16.3
Frequency	Hz	33
Oil flow	gpm (lpm)	6 (24)

**BACKHOE ATTACHMENTS – Auger\***

		ED3500	ED6000
Width	in (mm)	10.0 (254)	9.9 (253)
Length	in (mm)	23.2 (591)	24.1 (614)
Power head and hanger weight	lb (kg)	231 (105)	242 (110)
Oil flow @ 60rpm	gpm (lpm)	15.8 (60)	27.4 (104)
Oil flow min.	gpm (lpm)	30.4 (115)	30.4 (115)
Oil flow max.	gpm (lpm)	79.2 (300)	79.2 (300)

**BACKHOE ATTACHMENTS – Auger Flights\***

Weight	in (mm)	6 (150) - 18 (460)
Width	lb (kg)	42 (19) - 201 (91.2)
No. of teeth		2-16
Length	in (mm)	39.3(1000) - 47.2 (1200)

\*Available from September 2014

# A FEW WORDS ABOUT JCB.



**Lord Bamford,**  
the son of Mr. JCB, still runs the company today.

## A family company on a global scale.

JCB is no ordinary company. From the dreams of one man, Joseph Cyril Bamford, we have grown into the world's largest privately owned construction equipment company by volume. Since 1945, the same attention to detail, passion for progress and family spirit has taken us from strength to strength. Nowadays, JCB operates across all five continents, manufacturing at 22 factories in the UK, Brazil, Germany, China, North America and India. With 1,500 dealerships and depots selling and supporting our products in over 150 countries, we are one of the top three manufacturers of construction equipment with some of the finest engineering facilities in the world.

## A history of world-class innovation.

Our business has always been driven by innovation, using only the most advanced technology, components and processes, meticulous design and rigorous testing. Evidence of this doesn't come much more powerful than our revolutionary JCB DIESELMAX engine. Having grabbed the headlines when it smashed the world land speed record at 350.092 mph, it is now providing our customers with tomorrow's performance today.

## Sustainability in all we do.

As a manufacturer of working machinery, operating in both established and emerging markets, we accept the challenge of helping to deliver economic and environmental sustainability. Product innovations that provide the right solutions to our customers have been a vital part of our history and will be key to our sustainable future. But in addition to developing cleaner and more efficient machines, we have a commitment to ensuring our manufacturing facilities meet the highest environmental standards.

## A commitment to our customers that goes on.

That's a fact we remind ourselves of constantly, and it's the reason our customers are at the heart of everything we do. Whatever a customer needs, we make it our mission to provide world-class support and 100% satisfaction. At the heart of this is a dedication to minimizing machine downtime. So our state-of-the-art World Parts Center dispatches more than a million genuine parts and attachments every week, with an 'Anywhere in 24 hours' strategy. Our JCB-trained technicians provide excellent, expert customer care, whether it's routine servicing or something more urgent.



**Almost 1 out of every 2 backhoe loaders sold in the world is a JCB.**

1940's



Joseph Cyril Bamford builds his first two-wheeled tipping trailer using a war-surplus Jeep axle and wheels in this rented garage in the United Kingdom.

1950's



JCB continues to expand its product line and moves its factory to larger quarters. By inventing the first backhoe loader, JCB revolutionizes the construction industry by giving contractors access to simple, powerful earthmovers.

1960's



JCB expands its factory, virtually doubling production capabilities. The company launches the forerunner of today's Jet Visit Program, acquiring an airplane and flying in customers for factory tours.

1970's



As demand for JCB products soars, the company exports its machines to Germany, Holland, Italy, Spain and Canada. JCB's Loadall Telescopic Handler revolutionizes the building industry by enabling bricks to be lifted on pallets.

## JCB in North America.

JCB has been in North America for over 40 years, but made a huge commitment to the market in 2000, when the North American business and manufacturing center was built in Savannah, Georgia. From this 500,000 square foot facility, JCB supports over 120 dealers in the United States and Canada, providing parts, training and expertise. The Savannah manufacturing floor produces the world's safest skid steer and compact tracked loader.

From Savannah, we are also proud to manufacture the High Mobility Engineer Excavator (HMEE), a high-speed fully armored backhoe loader currently in use by the U.S. Army.

To find out more about the full range of JCB construction equipment, and to find the dealer nearest you, please visit [www.jcbna.com](http://www.jcbna.com).



2 YEAR WARRANTY

### Protection comes standard

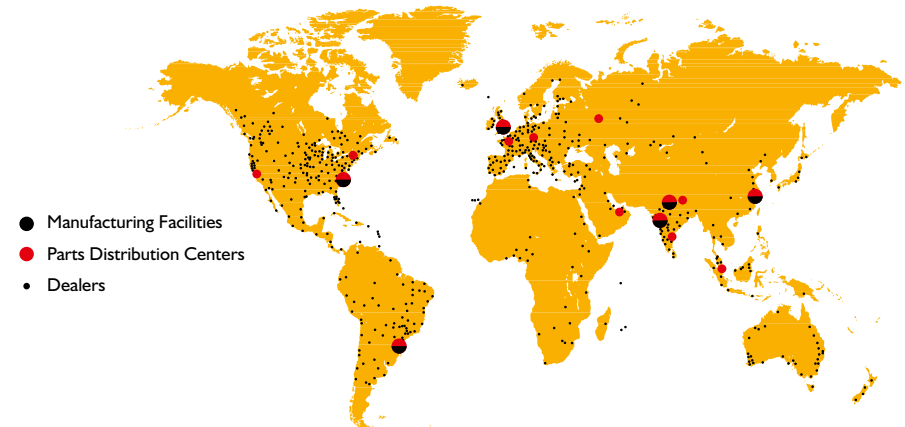
- Industry best standard 2-year warranty
- Includes 3-year structural warranty
- Full JCB machine range covered
- First year warranty covers unlimited hours, second year covers up to 2000 hours



JCB is committed to the best aftersales support in the industry. The 2 year standard warranty can be serviced by any authorized JCB dealership and is transferable during the standard 2 year period.

## JCB North American Headquarters.

Built in 2000, the JCB North American Headquarters in Savannah, Georgia supports all United States and Canadian dealers and manufactures the world's safest skid steer and compact tracked loader.



**Built in Savannah, the fully armored JCB High Mobility Engineer Excavator (HMEE) is the world's toughest backhoe.**

### 1980's



JCB expands its product range to wheeled and tracked excavators. The company develops the first – and still the only – true, high-speed tractor, the Fastrac. JCB launches its telescopic handler in the U.S.

### 1990's



The revolutionary monoboam skid steer is introduced to the compact range of equipment, quickly heralded as the safest skid steer on the market because of its unique side-door entry.

### 2000's



JCB builds its North American headquarters near Savannah. The JCB DIESELMAX engine breaks the land speed record. The company begins manufacturing its own diesel engines. The U.S. Army contracts 800 HMEES, to be built in Savannah.

### Tomorrow

JCB's commitment to be 'Never Content' will remain. We will continue to develop innovative machines that will better help our customers get the job done. Our family of dealers will continue to grow, insuring you the world-class service and support no matter where you operate your JCB.



**ONE COMPANY, OVER 300 MACHINES.**

Your nearest JCB Dealer

**JCB North American – Headquarters**

Savannah, 2000 Bamford Blvd., Savannah, Georgia, 31322 Tel: (912) 447-2000

Download the very latest information on this product range at [www.jcb.com](http://www.jcb.com)

JCB inc. All rights reserved. No part of this publication may be reproduced, stored in a retrieval system, or transmitted in any form or by any other means, electronic, mechanical, photocopying or otherwise, without prior permission from JCB inc. All references in this publication to operating weights, sizes, capacities and other performance measurements are provided for guidance only and may vary dependant upon the exact specification of machine. They should not therefore be relied upon in relation to suitability for a particular application. Guidance and advice should always be sought from your JCB Dealer. JCB reserves the right to change specifications without notice. Illustrations and specifications shown may include optional equipment and accessories. The JCB logo is a registered trademark of J C Bamford Excavators Ltd.

DWUSA 3634 9/14

 /JCB 
  /JCBNA 
  /JCBNORTHAMERICA

