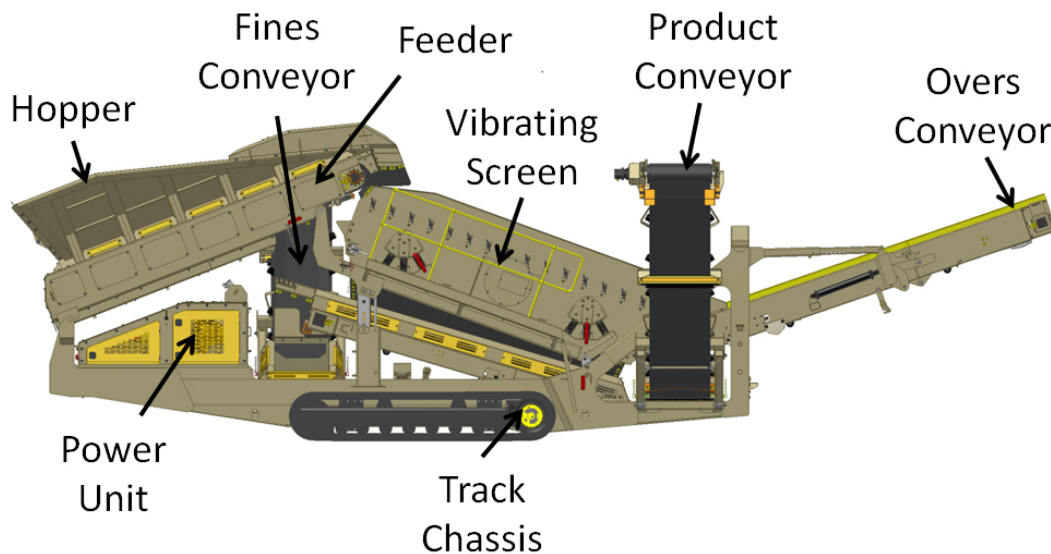


Model GT165 Mobile Screening Plant Model 165 Spec Sheet



VIBRATING SCREEN

- 5' x 16' top deck, 15' bottom deck
- 900 RPM adjustable amplitude
- Hydraulic controls for variable angle operation
- Access ladder with wrap around walkway
- Modular top deck design
- Discharge end of screen raises for cloth changes

CHASSIS

- 15" channel frame
- Track mount design
- Pendant remote control

HOPPER

- 10.5 cubic yard heaped capacity
- Hydraulic fold for transport

BELT FEEDER

- 17' x 54"(1400 mm) belt feeder
- Hydraulic variable speed dual motor drive
- HD vulcanized belt

OVERS CONVEYOR

- One (1) 20' x 54"(1400mm) belt feeder
- Hydraulic variable speed drive
- Impact Bed
- Hydraulic discharge height adjustment

- Folds for transport

- Chevron Belt, Vulcanized

UNDERSCREEN CONVEYOR

- One (1) 17' x 48"(1200mm) fixed conveyor
- Hydraulic variable speed
- Adjustable back board
- Primary belt cleaner

PRODUCT CONVEYORS

- Two (2) 31' x 36"(900mm) fold out design
- Hydraulic variable speed
- Hydraulic discharge height adjustment
- Chevron Belts, Vulcanized

POWER SYSTEM

- Cat 129 HP Tier III diesel engine
- Oil Cooler
- Engine mounted hydraulic pumps to operate all plant functions
- NEMA-4 rated instrument panel
- Emergency stop

PAINT

- One primer coat, finish coat of KPI Beige

SERVICE CAPACITY

- 120 gallon fuel tank
- 130 gallon hydraulic reservoir

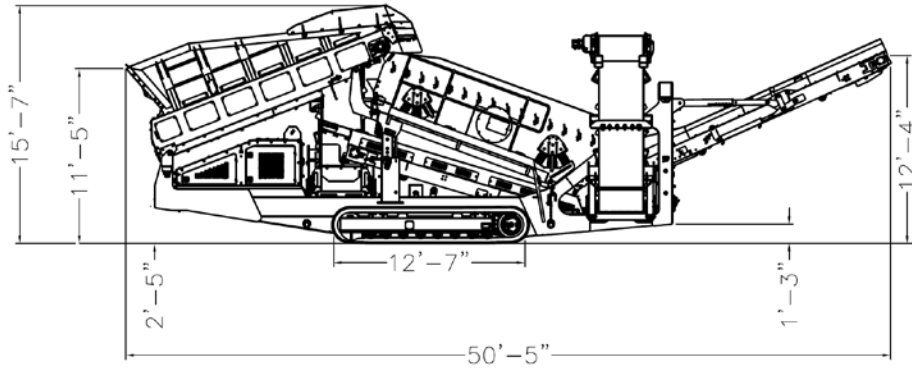
NOTE: Specifications are subject to change without notice.

Astec Mobile Screens may use in its catalog & literature, field photographs of its products which may have been modified by the owners, products furnished by Astec Mobile Screens may not necessarily be as illustrated therein. Also continuous design progress makes it necessary that specifications be subject to change without notice. All sales of the products of Astec Mobile Screens are subject to the provisions of its standard warranty. Astec Mobile Screens does not warrant or represent that its product meet and federal, state, or local statutes, codes, ordinances, rules, standards or other regulations, including OSHA and MSHA, covering safety, pollution, electrical wiring, etc. Compliance with these statutes and regulations is the responsibility of the user and will be dependent upon the areas and the use to which the product is put by the user. In some photographs, guards may have been removed for illustrative purposes only. This equipment should not be operated without all guards attached in their normal position. Placement of guards and other safety equipment is often dependent upon the area and the use to which the product is put. A safety study should be made by the user of the application, and, if required additional guards, warning signs and other safety devices should be installed by the user, wherever appropriate before operating the products.

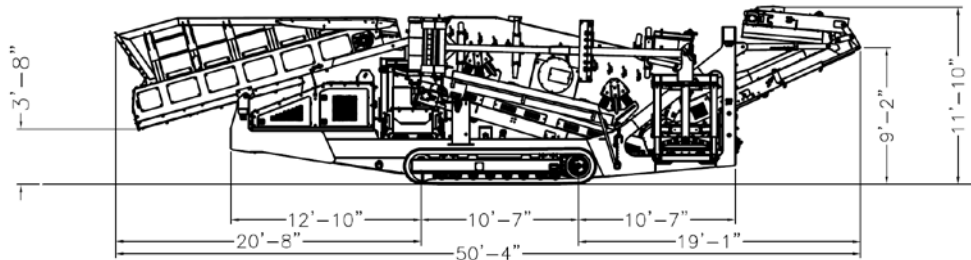
OPTIONS

- Punch Plate Top Deck (Flat or Crowned)
- Grizzly Bars Top Deck
- Finger Bars Top Deck
- Wireless Track Remote
- Tier IV Engine
- Ball Tray for Bottom Deck Module
- Rear Loader Feed Wings
- Hydraulic Grizzly and Bulkhead for Hopper

Operational Mode



Transportation Mode



PHYSICAL OPERATION CHARACTERISTICS

- Overall Length.....50'5"/15.39m
- Travel Length.....50'4"/15.36m
- Operating Height.....15'7"/4.79m
- Travel Height.....11'10"/3.63m
- Operating Width.....53'3"/16.25m
- Travel Width.....10'1"/3.08m
- Unit Weight (Belt Feeder)75,000lbs/34,019kg
- Feed Height (Front Feed).....11'5"/3.51m

- Feed Height (Side Feed).....13'3"/4.05m

APPLICATION PARAMETERS

- Maximum Feed.....24"/610mm
- Maximum Total Products.....(2) sized, 1 oversize

OPERATING SLOPE

- Side to Side.....1% grade
- Front to Back.....3% grade



2704 West LeFevre Road
 Sterling, IL 61081
 Phone: (815) 626-6374
 FAX: (815) 626-6430
mail@kpijci.com
www.kpijci.com

NOTE: Specifications are subject to change without notice.

Because Astec Mobile Screens may use in its catalog & literature, field photographs of its products which may have been modified by the owners, products furnished by Astec Mobile Screens may not necessarily be as illustrated therein. Also continuous design progress makes it necessary that specifications be subject to change without notice. All sales of the products of Astec Mobile Screens are subject to the provisions of its standard warranty. Astec Mobile Screens does not warrant or represent that its product meet and federal, state, or local statutes, codes, ordinances, rules, standards or other regulations, including OSHA and MSHA, covering safety, pollution, electrical wiring, etc. Compliance with these statutes and regulations is the responsibility of the user and will be dependent upon the areas and the use to which the product is put by the user. In some photographs, guards may have been removed for illustrative purposes only. This equipment should not be operated without all guards attached in their normal position. Placement of guards and other safety equipment is often dependent upon the area and the use to which the product is put. A safety study should be made by the user of the application, and, if required additional guards, warning signs and other safety devices should be installed by the user, wherever appropriate before operating the products.